
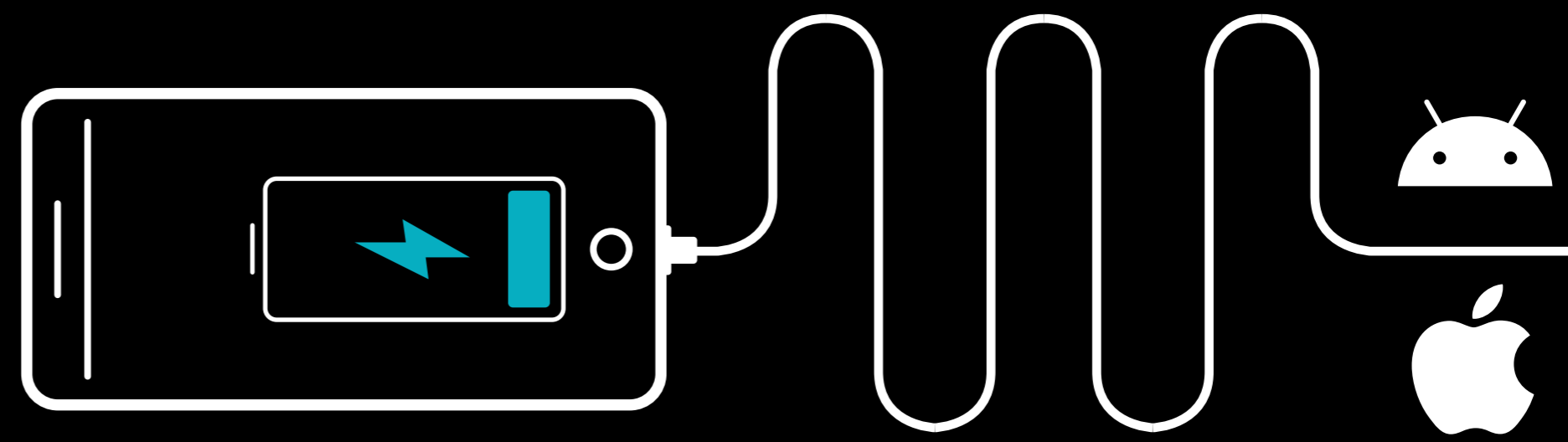



# How to make your phone charge faster



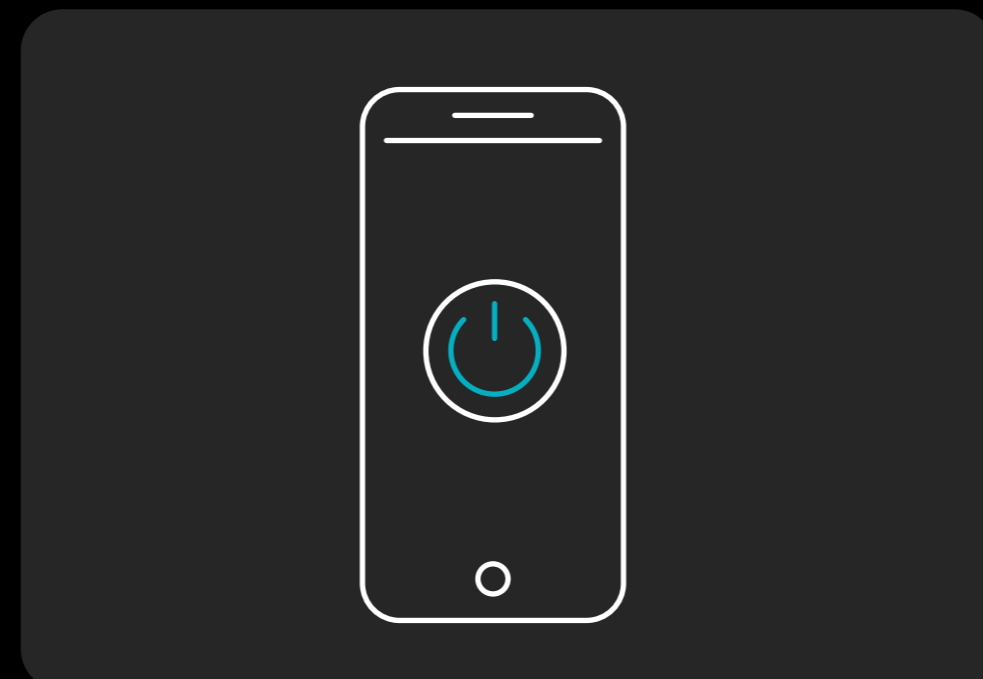
If slow smartphone charging is an issue you're facing regularly take a look at MAGFAST's **top tips** for Apple and Android devices.



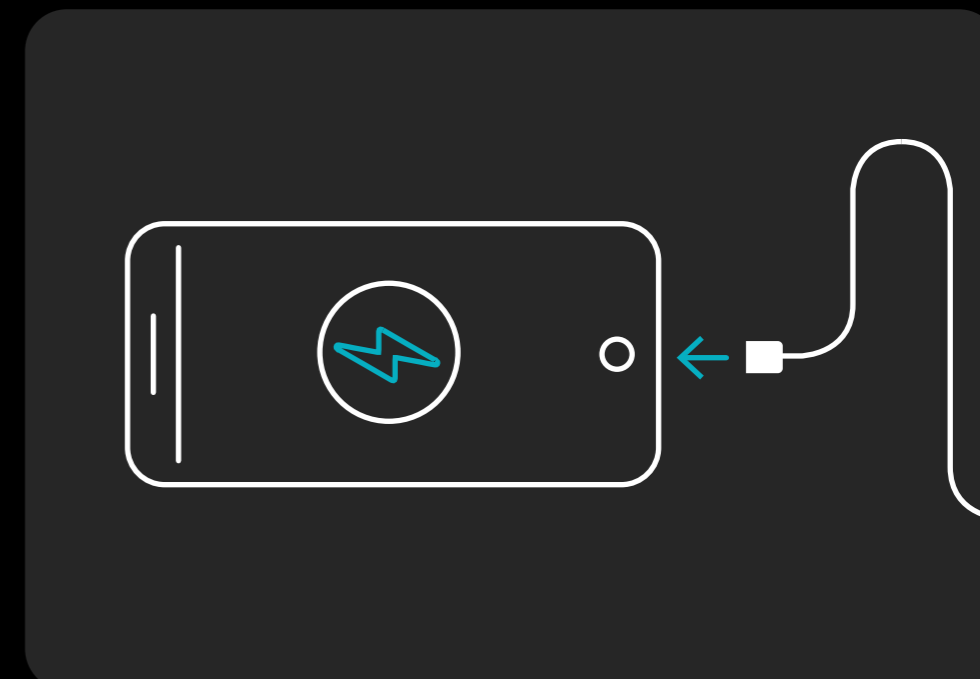
## 3 Quick Fixes for faster charging



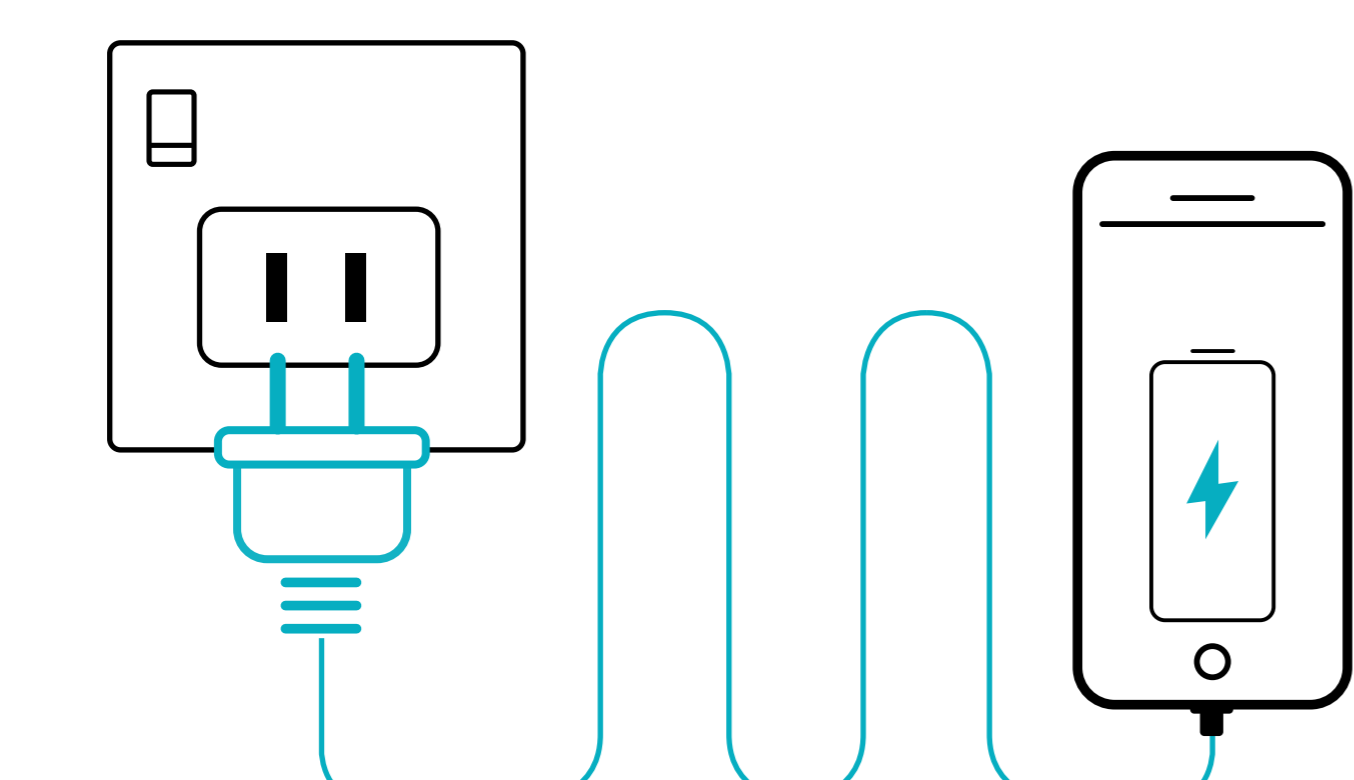
**1** Ensure your smartphone is not too hot or too cold



**2** Minimize the power your phone is using whilst it charges or turn it off




**3** Double check your charger is inserted correctly




### Charge via a wall socket

USB outlets on your computer might seem convenient for keeping an eye on messages and calls. However, they are notoriously slow when it comes to charging cell phones due to the low amperage. Charging your phone using a wall socket is going to give you much more power and a faster charge.




### Put your phone on airplane mode

Switching to airplane mode isn't just for flights? When you enable airplane mode you disable your phone's ability to connect to a cell network, Wi-Fi, or Bluetooth - all huge drains on your phone's battery. Your phone will charge faster in airplane mode as it's not delivering updates, messages, and emails. They will all appear when you exit airplane mode.




### Get a premium charging cable

Most out-of-the-box chargers and their accompanying cables facilitate fast charging. However, upgrading to a premium charging cable means much more data can be carried, meaning your phone will charge faster.



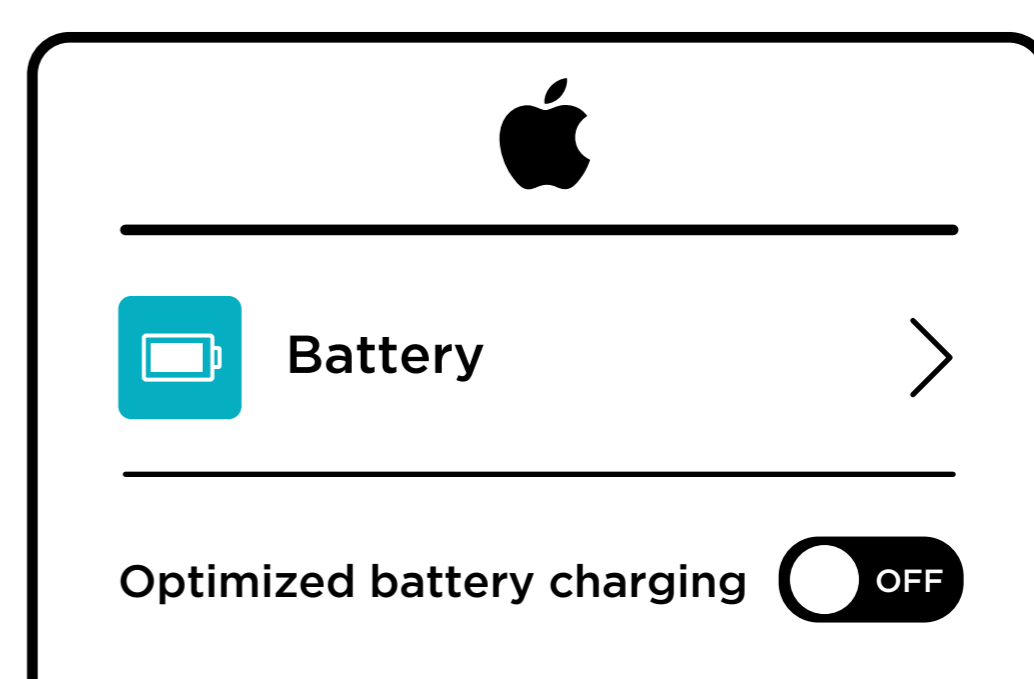
### Ditch your charger for a fast charger

Whether you're using the charger that came with your smartphone or a non-branded one you've picked up, chances are you aren't getting a very fast charge. Instead of suffering with a substandard charger that needs constant replacing, upgrade to a fast charger.



### Turn on low power mode

Even if you're not using your iPhone whilst it's charging, there will be a lot of apps and functions whirring away in the background that can take a toll on the battery. Enabling low power mode halts these actions so you can have an efficient charge. To turn on lower power mode head to 'Settings' and select 'Battery' from the menu. Android have this feature too, often named 'Power Saving'.




### Change this iPhone feature

Apple has a ton of different tools built-in to ensure your phone is performing correctly. One of these tools is designed to stop your battery draining quickly. However, it can make your phone charge slowly. However, if you need a quick battery boost and time isn't on your side Head to 'Settings' and turn off 'Optimized Battery Charging'.

### Invest in a portable power bank

If you find yourself running out of battery when on the go a power bank will be the answer. Think of a portable charger as a battery that you can throw in your bag and plug into your phone when it needs charging. All you need to do is ensure the power bank is charged before your leave your home or office.



## Do I need a high-speed phone charger?

Investing in a high-speed phone charger is a wise move, but it isn't all you should be relying on when choosing a new phone charger. You will want a high-quality charger and cable that have all the relevant certifications and meet industry standards.

**MAGFAST hopes that the charging tips above help you get the most out of your phone's battery. Whether you're charging at home, at work, or on the go, our family of chargers and accessories is equipped with everything you need to power up fast.**

Whether you have the latest smartphone handset or another from a few years ago, it doesn't matter; a durable and technologically advanced phone charger is the solution. Not only will you have the faster charge, but you'll save money in the long term as there will be no need to keep replacing inadequate chargers.

Changing charging. For good.

